


Formats, layouts & patterns

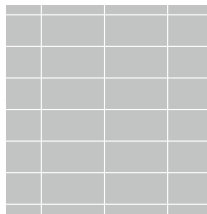
You will notice that, for most of the products in our brochure, we list the formats that we stock or promote as standard. This is mainly based on what the factories we work with produce as their standard production in order that we can ensure minimum wastage and achieve maximum economy. However, if your project requires something non-standard, please ask, and we will do what we can to accommodate your needs.

STANDARD FORMATS


Most of our stones are available in square or rectangle formats. Both these formats can be installed in a variety of ways to create different effects that can help add pattern to a room. Speak to one of our team, who can advise on your project.




Brick bond



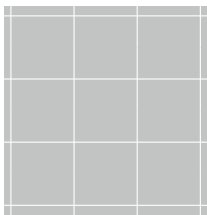
Stack bond




Basketweave



Herringbone



Square



Diagonal

SET WIDTHS X RANDOM LENGTHS OR FLAGSTONES

FIG 1

We pride ourselves on our extensive offering of stones in these formats because it's the real, traditional flagstone format you will find in historic houses and on pavements nationwide. This format has become so popular over the years, that you now see it in contemporary spaces making it a truly timeless floor.

These stones are listed for example as 60 x random x 2.0cm. The '60' refers to the width of the stone and 'random' is the length. This means the lengths of the stone will vary from short, to square, to rectangle, to give a free-length look. Some stones are available in more than one width, such as 40-50-60 x random. This is the same concept but with variation in widths as well as length. Please note – the lengths of the stones will vary from product to product based on what the factory is able to produce. Our stone consultants can advise you on this for each product.




Fig 1

PATTERNS

Many of our products are also supplied in 'patterns', such as 'Dutch' or 'French' that consist of predetermined combinations of set-size formats for ease of installation, especially when a less formal look is desired. This means you can lay your stone floor to these patterns without the

waste associated with cutting uniform flagstones to appropriate sizes on site. These patterns vary in scale, but overall give the same random look. It is the method of production of the stone that tends to control the pattern available from product to product.

DUTCH PATTERN FIG 2

Each repeat is 3.33m². There are 11 stones in each 'repeat'.

Stone | Dimensions (cm) | Quantity:

- A | 61 x 91.8 | 3
- B | 61 x 61 | 2
- C | 30.5 x 61 | 4
- D | 30.5 x 30.5 | 2

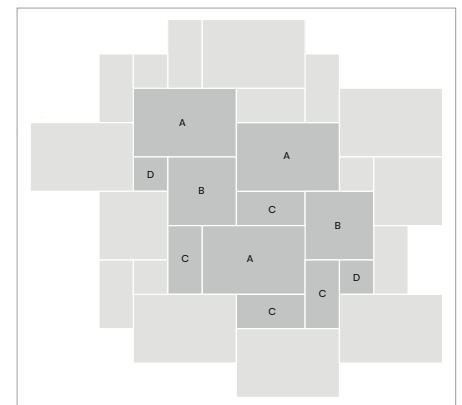


Fig 2

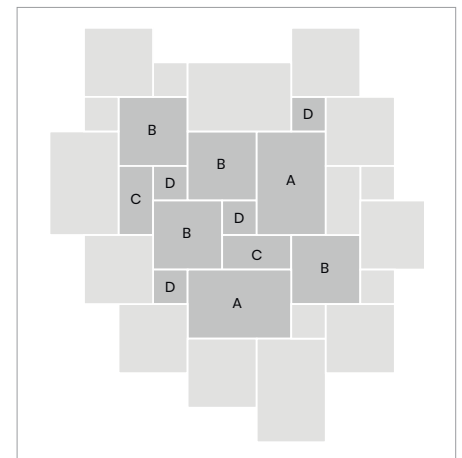


Fig 3

AMERICAN PATTERN FIG 3

Each repeat is 5.76m².
There are 12 stones in each 'repeat'.

Stone | Dimensions (cm) | Quantity:

- A | 80 x 120 | 2
- B | 80 x 80 | 4
- C | 40 x 80 | 2
- D | 40 x 40 | 4

SPANISH PATTERN FIG 3

Each repeat is 3.24m².
There are 12 stones in each 'repeat'.

Stone | Dimensions (cm) | Quantity:

- A | 60 x 90 | 2
- B | 60 x 60 | 4
- C | 30 x 60 | 2
- D | 30 x 30 | 4

GREEK PATTERN FIG 3

Each repeat is 2.72m².
There are 12 stones in each 'repeat'.

Stone | Dimensions (cm) | Quantity:

- A | 55 x 82 | 2
- B | 55 x 55 | 4
- C | 27 x 55 | 2
- D | 27 x 27 | 4

FRENCH PATTERN FIG 3

Each repeat is 1.44m².
There are 12 stones in each 'repeat'.

Stone | Dimensions (cm) | Quantity

- A | 40 x 60 | 2
- B | 40 x 40 | 4
- C | 20 x 40 | 2
- D | 20 x 20 | 4

MOROCCAN PATTERN FIG 3

Each repeat is 1.48m².
There are 12 stones in each 'repeat'.

Stone | Dimensions (cm) | Quantity

- A | 40.6 x 61 | 2
- B | 40.6 x 40.6 | 4
- C | 20.3 x 40.6 | 2
- D | 20.3 x 20.3 | 4

ENGLISH PATTERN FIG 4

Each repeat is 2.23m².
There are 13 stones in each 'repeat'.

Stone | Dimensions (cm) | Quantity

- A | 45 x 60 | 4
- B | 45 x 45 | 3
- C | 37 x 37 | 1
- D | 22 x 60 | 2
- E | 22 x 22 | 3

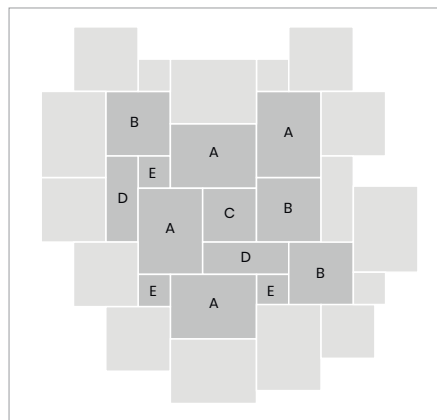


Fig 4

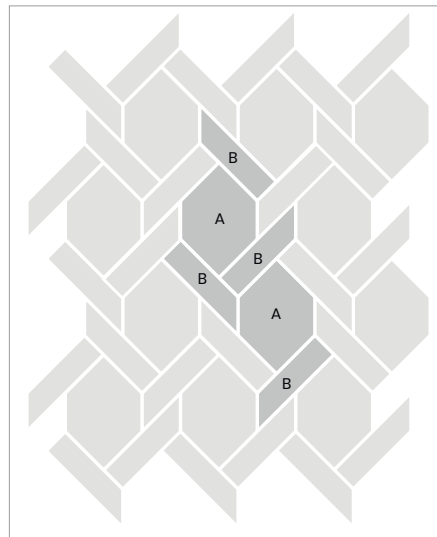


Fig 5

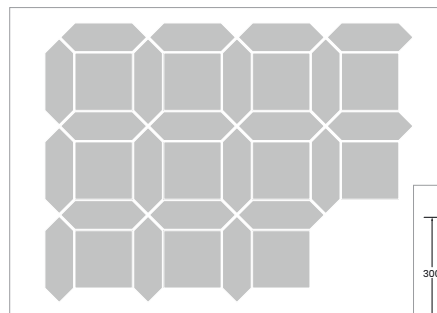


Fig 6

MANSION WEAVE PATTERN FIG 5

Each repeat is 0.29m².
There are 6 stones in each 'repeat'.

Stone | Dimensions (cm) | Quantity

- A | 42.4 x 28.3 | 2
- B | 39.7 x 9.8 | 4

MARLBOROUGH TERRACOTTA SQUARE AND PICKET PATTERN FIG 6

This is the module repeat
Total area = 0.09m²
(approximate sizes & joint width)

1m²/0.09m² = 10.81no
(approximately 11no units square and 22no units picket required per m²)

MESH BACKED SHEETS AND OTHER MODULES

Smaller format stones and mosaics tend to come pre-assembled on a fibre-glass mesh-backing from the factory. This is often done by hand for ease of installation and the same applies for larger decorative patterns, such as Mansion Weave that is supplied loose. However, there is still an 'art' needed that is required from your installer to ensure the finished result is to the prescribed standard.

SLABS FOR BESPOKE (B)

Our bespoke stamp highlights the products that have complementary large format slabs available, for creating bespoke items such as vanity tops, staircases and other decorative features. These are complementary and not always an exact match in colour, tone, finish and texture to the chosen tile option.